

BMFL™ WashBeam EV

The BMFL WashBeam EV is a special version of a standard and extremely popular BMFL WashBeam fixture, which comes with second rotating gobo wheel (instead of animation wheel), offering in total 12 rotating and indexable gobos. The EV version has been designed for Japanese market, but upon request is now available also for other markets.



Light source

1700 W OSRAM Lok-it! HTI 1700/PS



Light output

41.000 lm, 300.000 lx @ 5 m, 3.000 lx @ 50 m



Zoom range

5° - 45°



Effects

framing shutters, 2 rotating gobo wheels,
interchangeable frost

The BMFL WashBeam EV will enhance any show with its large beam produced through wide 180 mm front lens. With custom light source designed for Robe it produces an astounding 300.000 lux at 5 metres! Two rotating gobo wheels with carefully selected gobos ensure many combinations of in air animations, but can also produce nice spot-like projections on surfaces. Four fast shutter blades with smooth and precise movement offer individually angled positions within a frame - which itself can rotate through 90 degrees, providing a sharp or soft, precisely repeatable frame for the projected image. Fast movement of the framing system also allows unique in air beam effects. Adding frost filters can enhance the projection by adding smooth touches to the beam's edge.

Technical Specification

Source

- Light source type: Compact short-arc metal halide lamp
- Base: PGJX28
- Approved model: OSRAM Lok-it! HTI 1700/PS
- Light source type: Compact short-arc metal halide lamp
- Base: PGJX28
- Approved model: OSRAM Lok-it! HTI 1700/PS

Optical system

- Robe's proprietary optical design
- High - efficiency zoom optical system, ratio 9:1
- Zoom range: 5° - 45°
- Robe's proprietary optical design
- High - efficiency zoom optical system, ratio 9:1
- Zoom range: 5° - 45°

Dynamic Effects and Features

- Cyan: 0 - 100%
- Magenta: 0 - 100%
- Yellow: 0 - 100%
- Cyan: 0 - 100%
- Magenta: 0 - 100%
- Yellow: 0 - 100%

Control and programming

- Setting & Addressing: ROBE Navigation System 2 (RNS2)
- Display: QVGA Robe touch screen with battery backup, gravitation sensor for auto screen positioning, operation memory service log with RTC, stand-alone operation with 3 editable programs (each up to 100 steps), built-in analyser for easy fault finding
- Protocols: USITT DMX-512, RDM, ArtNet, MA Net, MA Net2, sACN
- Setting & Addressing: ROBE Navigation System 2 (RNS2)
- Display: QVGA Robe touch screen with battery backup, gravitation sensor for auto screen positioning, operation memory service log with RTC, stand-alone operation with 3 editable programs (each up to 100 steps), built-in analyser for easy fault finding
- Protocols: USITT DMX-512, RDM, ArtNet, MA Net, MA Net2, sACN

Movement

- Pan movement: 540°
- Tilt movement: 270°
- Movement control: Standard and Speed
- Pan movement: 540°
- Tilt movement: 270°
- Movement control: Standard and Speed

Rotating gobos

- 12x rotating glass gobos on 2 wheels
- Outside diameter: 30.8 mm
- Image diameter: 25.0 mm
- 12x rotating glass gobos on 2 wheels
- Outside diameter: 30.8 mm
- Image diameter: 25.0 mm

Framing shutters system

- Shutters: 4 Blades, each with separate movement and +- 25° rotation control
- Movement: Smooth with variable speed, ultrafast blade movements for creating mid-air effects
- Pre-programmed: Shape and blade sequences
- Shutters: 4 Blades, each with separate movement and +- 25° rotation control
- Movement: Smooth with variable speed, ultrafast blade movements for creating mid-air effects
- Pre-programmed: Shape and blade sequences

Thermal specification

- Maximum ambient temperature: 45°C (113°F)
- Maximum surface temperature: 170°C (338°F)
- Minimum operating temperature: -5°C (23°F)
- Maximum ambient temperature: 45°C (113°F)
- Maximum surface temperature: 170°C (338°F)
- Minimum operating temperature: -5°C (23°F)

Electrical specification and connections

- Power supply: Electronic auto-ranging
- Input voltage range: 200-240 V, 50/60 Hz
- Power consumption: 2000 W at 230 V / 50 Hz
- Power supply: Electronic auto-ranging

- Input voltage range: 200-240 V, 50/60 Hz
- Power consumption: 2000 W at 230 V / 50 Hz

Approvals

- cETLus Compliant
- CE Compliant
-
- cETLus Compliant
- CE Compliant
-

Mechanical specification

- Height: 826 mm (32,5")
- Width: 483 mm (19)
- Depth: 335 mm (13.2")
- Height: 826 mm (32,5")
- Width: 483 mm (19)
- Depth: 335 mm (13.2")

Rigging

- Mounting positions: 0°, 32°, 90°
- Universal operating position
- Mounting points: 5 pairs of 1/4-turn locks
- Mounting positions: 0°, 32°, 90°
- Universal operating position
- Mounting points: 5 pairs of 1/4-turn locks

Included items

- User Manual
- Omega Adaptor CL-regular 2 pcs
- Power cord including powerCON In connector
- User Manual
- Omega Adaptor CL-regular 2 pcs
- Power cord including powerCON In connector

Optional accessories

- Lamp Osram Lok-it HTI 1700/PS: 14080049
- BMFL Handles - 2 pcs in box: 10980233
- BMFL Side Handle: 10980396
- Lamp Osram Lok-it HTI 1700/PS: 14080049
- BMFL Handles - 2 pcs in box: 10980233
- BMFL Side Handle: 10980396

Legal

- BMFL™ is a trademark of Robe lighting s.r.o.
- BMFL™ WashBeam EV is patented by Robe lighting s. r. o. and is protected by one or more pending or issued patents
-
- BMFL™ is a trademark of Robe lighting s.r.o.
- BMFL™ WashBeam EV is patented by Robe lighting s. r. o. and is protected by one or more pending or issued patents
-

Gobos&Colours

Rotating Gobo Wheel 1



15020290



15020291



15020292



15020293




15020294




15020295


Rotating Gobo Wheel 2




15020296



15020298



15020299



15020300




15020297



15020301

Colour Wheel 1



14070411



14070393




14070394



14070395




14070396



14070397

Colour Wheel 2



99014263




99014264



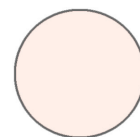
99014265



99014266



99014267



99014268